









МЕТЧИЦИ МАШИНИ М ФОРМА С

M	DIN 371	HSS-E ШЛИФОВАН ПРОФИЛ РЕЗБА		КЛАС НА ИЗПЪЛНЕНИЕ ISO2/6H	
	D	L1	L2	D2	
M	2 x 0.4	45	6	2.8	2.1
M	2.5 x 0.45	50	6	2.8	2.1
M	3 x 0.5	56	6	3.5	2.7
M	3.5 x 0.6	56	13	4.0	3.0
M	4 x 0.7	63	7	4.5	3.4
M	5 x 0.8	70	8	6.0	4.9
M	6 x 1.0	80	10	6.0	4.9
M	7 x 1.0	80	19	7.0	5.5
M	8 x 1.25	90	14	8.0	6.2
M	10 x 1.5	100	16	10.0	8.0

МЕТЧИЦИ МАШИНИ HSSE 35° СПИРАЛОВИДЕН ЖЛЕБ КОМПЛЕКТ /ДЕСНИ/
M

		
P.K.30	M 3-4-5-6-8-10-12	
P.K.31	M 3-4-5-6-8-10-12	TIN
P.K.47	M 3-4-5-6-8-10-12	2.5/3.3/4.2/5.0/6.8/8.5 /10.2 mm
P.K.48	M 3-4-5-6-8-10-12	TIN 2.5/3.3/4.2/5.0/6.8/8.5 /10.2 mm
	M 3-4-5-6-8-10-12	
	M 3-4-5-6-8-10-12	
	M 3-4-5-6-8-10-12	
	M 3-4-5-6-8-10-12	2.5/3.3/4.2/5.0/6.8/8.5 /10.2 mm
	M 3-4-5-6-8-10-12	2.5/3.3/4.2/5.0/6.8/8.5 /10.2 mm
	M 3-4-5-6-8-10-12	2.5/3.3/4.2/5.0/6.8/8.5 /10.2 mm

